


DIY Basic 15 Knot Tying Techniques for Beginners: Master the Art of Knots

Are you ready to embark on a knot-tying adventure that will transform your outdoor experiences and everyday life? Look no further than our comprehensive guide, "DIY Basic 15 Knot Tying Techniques for Beginners." This book is your ultimate companion for mastering the essential knots that will empower you in various situations.



DIY BASIC 15+ KNOT TYING TECHNIQUE FOR BEGINNERS: A DETAILED GUIDE ON HOW TO TIE THE BASIC KNOTS YOU NEED TO KNOW by Mark Benson

★★★★★ 5 out of 5

Language : English
File size : 2095 KB
Text-to-Speech : Enabled
Screen Reader : Supported
Enhanced typesetting: Enabled
Print length : 31 pages
Lending : Enabled



With our book, you'll dive into the fascinating world of knot tying, exploring its history, significance, and practical applications. We'll guide you through each knot with crystal-clear step-by-step instructions, accompanied by captivating images that bring the tying process to life.

Why Master Knot Tying?

- **Enhance Outdoor Adventures:** Secure your gear, set up camp, and navigate the wilderness confidently with the right knots.
- **Empower Everyday Life:** Tidy up loose cords, fasten packages, and create unique decorations with ease.
- **Foster a Valuable Skill:** Knot tying is a versatile ability that adds value to your toolkit and impresses others.

15 Essential Knots for Beginners

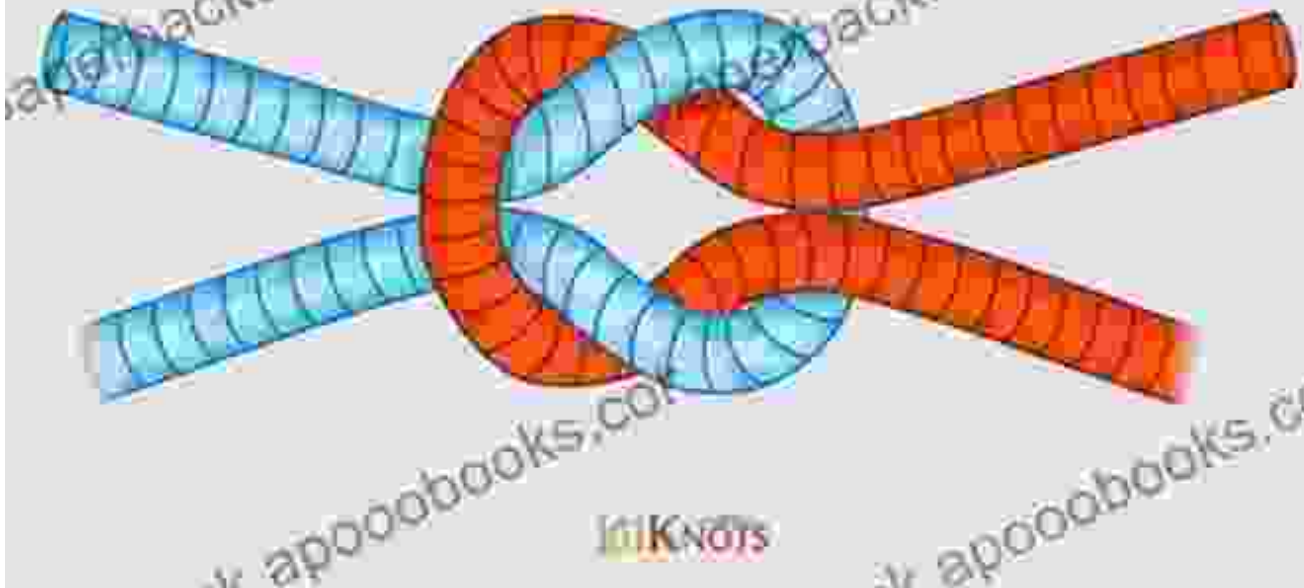
Our carefully curated selection of 15 knots covers a wide range of applications, ensuring you're prepared for any situation:

Overhand Knot



Square Knot (Reef Knot)

Square (Reef) Knot




The Square Knot is a versatile knot that creates a sturdy and reliable connection. It's commonly used for tying shoelaces, cords, and ropes.

Bowline Knot



Clove Hitch



The Clove Hitch is a quick and secure way to tie a rope around a pole or stake. It's ideal for securing tents, tarps, and other gear.


Figure-Eight Knot

How To Tie A Figure Eight Knot



BushEcho
© www.BushEcho.com

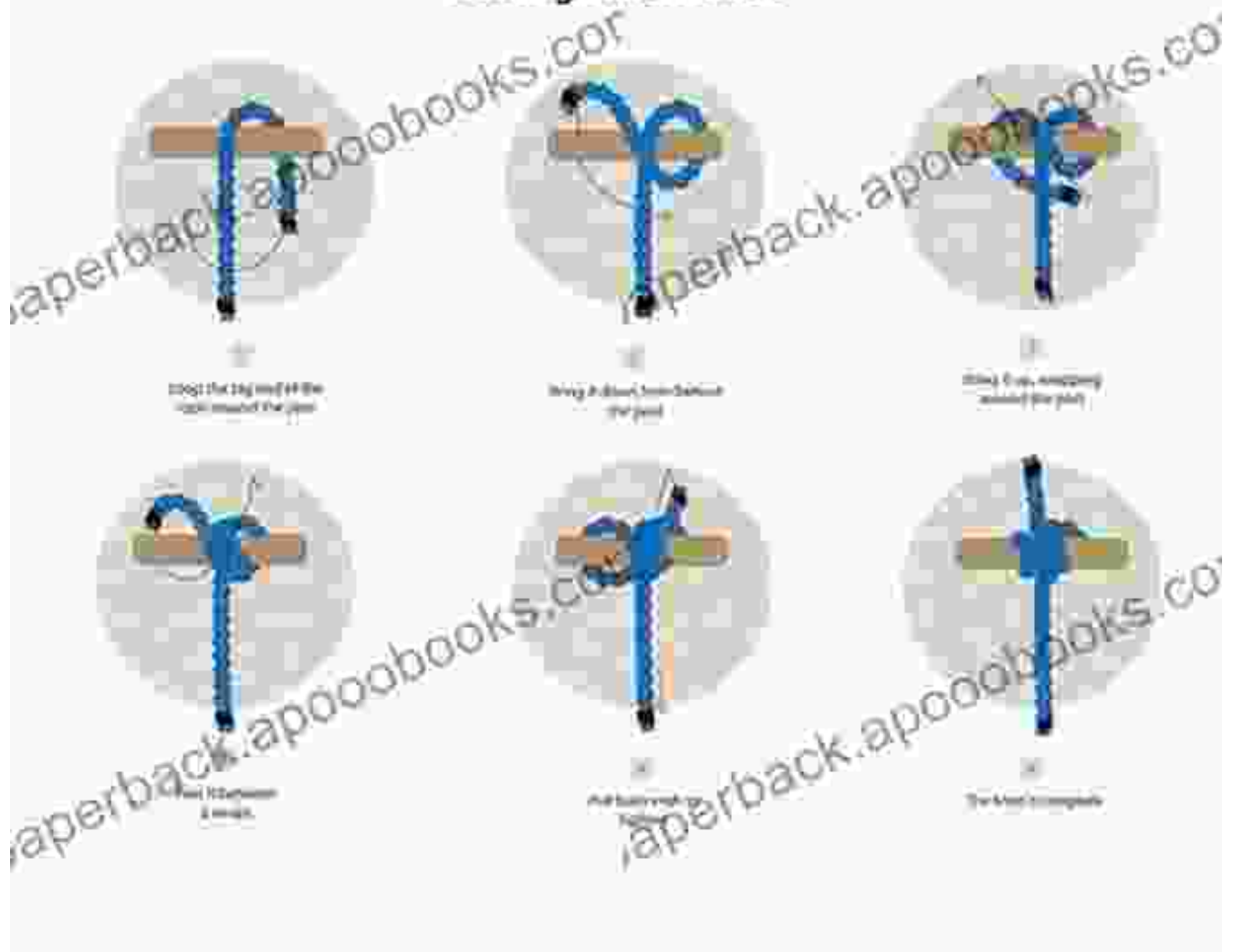
Sheet Bend Knot



The Sheet Bend Knot is a secure and adjustable knot used to attach a rope or line to a larger rope or object. It's ideal for hoisting sails, securing tarps, and towing.

Rolling Hitch

Rolling Hitch Knot



Taught-Line Hitch



The Taut-Line Hitch is a versatile knot that keeps a rope taut even when there's slack in the line. It's useful for tensioning guy lines, clotheslines, and other ropes.

Trucker's Hitch

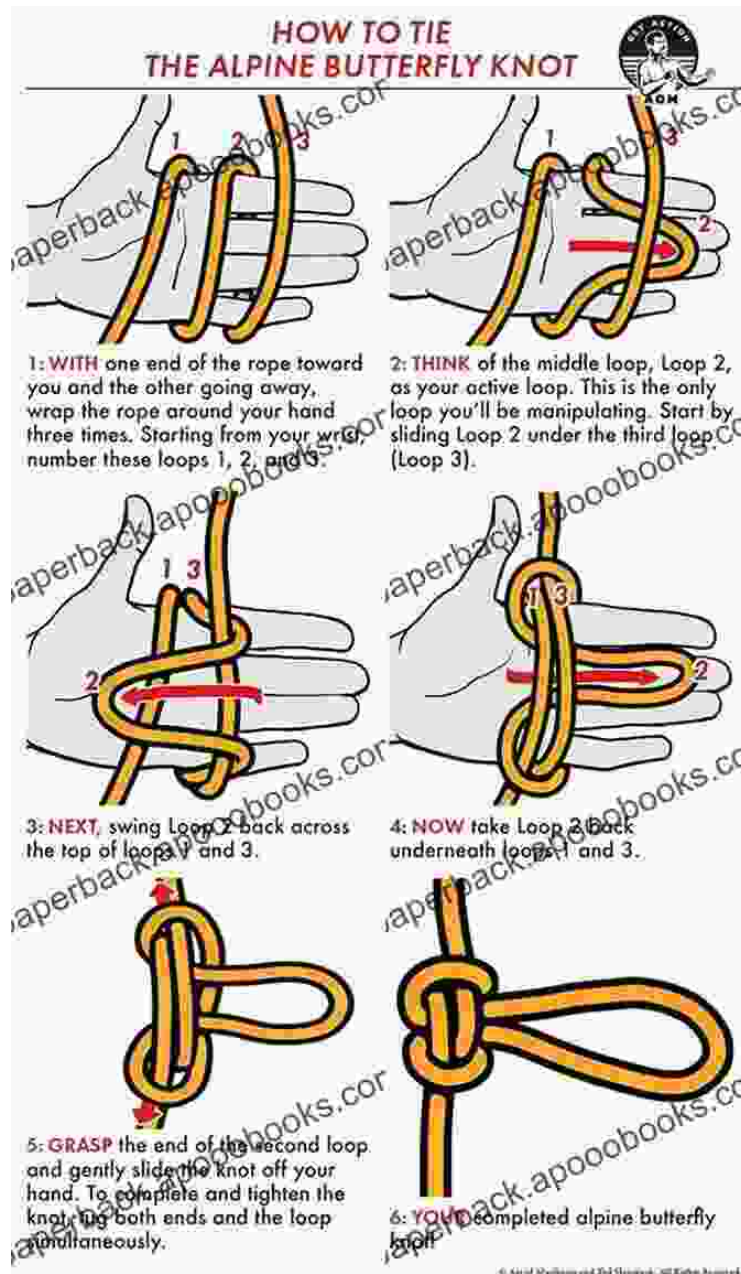


Two Half Hitches



Two Half Hitches is a simple but reliable knot for securing a rope to a post, hook, or other object. It's often used for mooring boats, tying up animals, and creating guy lines.

Alpine Butterfly Loop



Prussik Knot



The Prussik Knot is a friction hitch that allows a climber to ascend a rope. It's also useful for creating adjustable loops, securing gear, and performing rescues.

Fisherman's Knot

Fisherman's Knot



1 Make a loop with the red cord and feed it over the blue



2 Make another loop with the blue cord and lock its end over the



3 Tighten the two combined loops by their long ends



4 Pull the standing ends to close the knot and give it a pull

Monkey's Fist Knot




The Monkey's Fist Knot is a decorative and functional knot that creates a weighted ball at the end of a rope. It's often used as a throw weight for heaving lines, keychains, and nautical jewelry.

Unleash Your Knot Tying Potential

With our book, you'll not only learn the techniques but also gain a deep understanding of the principles behind knot tying. You'll discover how to choose the right knot for each situation, how to tie it correctly, and how to troubleshoot common problems.

Whether you're a seasoned adventurer, a weekend camper, or simply someone who wants to master a new skill, "DIY Basic 15 Knot Tying Techniques for Beginners" is your essential guide. Unlock the secrets of knot tying and elevate your outdoor experiences and everyday life.


Free Download Your Copy Today



DIY BASIC 15+ KNOT TYING TECHNIQUE FOR BEGINNERS: A DETAILED GUIDE ON HOW TO TIE THE BASIC KNOTS YOU NEED TO KNOW by Mark Benson


★★★★★ 5 out of 5

Language : English
File size : 2095 KB
Text-to-Speech : Enabled
Screen Reader : Supported
Enhanced typesetting : Enabled
Print length : 31 pages
Lending : Enabled



Embark on a Literary Odyssey with "Walking on Water": A Novel that will Captivate Your Soul

Prepare to be swept away by "Walking on Water," a literary masterpiece that will leave an indelible mark on your heart and mind. This poignant and...



Unlocking Policy Analysis: Dive into the Intricacies of Policymaking in American States

: The Realm of Policy Analysis Policy analysis is a captivating discipline that delves into the complexities of public policy formulation, implementation, and...