

# Indulge in the Enchanting Melodies of "When the Saints Go Marching In" for Flute Quartet

www.virtualsheetmusic.com

Flute

## When The Saints Go Marching In

Traditional

Bright march tempo (swung 2/5) ♩ = 94

The image shows a musical score for a flute quartet. It consists of eight staves of music. The first staff begins with a treble clef, a key signature of one sharp (F#), and a 2/5 time signature. The tempo is marked 'Bright march tempo (swung 2/5) ♩ = 94'. The first measure of the first staff contains a fermata over a whole note G4, with the number '7' written above it. The dynamic marking 'mf' is placed below the first staff. The score includes various musical notations such as eighth notes, quarter notes, and rests. A 'To Coda' symbol is present at the end of the fifth staff. The piece concludes with a final cadence marked with a double bar line and repeat dots. The bottom of the page contains copyright information: '© Copyright 2007 Deney Brothers Music Limited. All Rights Reserved, International Copyright Secured.' and '© 1999-2018 Virtual Sheet Music, Inc. & Hal Leonard Co.' A 'Low resolution sample' watermark is visible at the bottom left.

© Copyright 2007 Deney Brothers Music Limited.  
All Rights Reserved, International Copyright Secured.

© 1999-2018 Virtual Sheet Music, Inc. & Hal Leonard Co.


Low resolution sample

## When The Saints Go Marching In - Flute Quartet (parts)

by Maximilien Bachelart

★★★★☆ 4.3 out of 5

Language : English



File size : 6219 KB  
Screen Reader : Supported  
Print length : 11 pages  
Hardcover : 480 pages  
Item Weight : 1.86 pounds  
Dimensions : 6.14 x 1.06 x 9.21 inches



## A Timeless Tune for Flute Ensemble

"When the Saints Go Marching In" is an iconic spiritual that has captivated hearts and inspired countless musicians worldwide. Its infectious rhythm and uplifting melody have made it a beloved choice for flute quartets, providing an opportunity to showcase their virtuosity and musical expression.

In this article, we delve into the intricacies of this beloved tune and explore the unique challenges and rewards of performing it on the flute. We'll provide insights into the sheet music, offer tips for each flute part, and share performance suggestions to help you and your quartet deliver a truly enchanting rendition of "When the Saints Go Marching In."

## The Origins of "When the Saints Go Marching In"

The exact origins of "When the Saints Go Marching In" are uncertain, but it is believed to have originated in the late 19th century among African American communities in the United States. The song quickly gained popularity and spread throughout the country, becoming a staple of church services, revivals, and cultural events.

Over the years, "When the Saints Go Marching In" has been recorded by countless artists in various genres, including jazz, pop, and rock. It has also been featured in numerous films and television shows, further solidifying its status as a cultural touchstone.

## **The Flute Quartet Arrangement**

The flute quartet arrangement of "When the Saints Go Marching In" typically consists of four separate parts: flute 1, flute 2, flute 3, and flute 4. Each part plays a unique melody or harmony line, contributing to the overall texture and richness of the sound.

The sheet music for the flute quartet arrangement is generally notated in the key of Bb major, with a tempo of around 120 beats per minute. The piece is typically played in a march-like style, with a strong emphasis on the first beat of each measure.

## **Tips for Each Flute Part**

### **Flute 1**

The flute 1 part plays the main melody of "When the Saints Go Marching In." This part requires a confident and expressive performance, with a clear and resonant tone.

- Focus on maintaining a steady and even airflow throughout the melody.
- Use appropriate tonguing to articulate the notes clearly and distinctly.
- Pay attention to the dynamics, ensuring that the melody stands out.

### **Flute 2**

The flute 2 part provides a harmonic foundation for the melody. This part should be played with a warm and supporting tone.

- Concentrate on intonation and blend with the other flutes.
- Use a softer dynamic than flute 1 to avoid overpowering the melody.
- Pay attention to the rhythmic interplay with the other parts.

### **Flute 3**

The flute 3 part adds color and interest to the harmony. This part can be played with a more playful and expressive approach.

- Experiment with different articulations and dynamics to create a unique sound.
- Pay attention to the syncopated rhythms and syncopate your playing accordingly.
- Collaborate with flute 2 to find a balanced and harmonious blend.

### **Flute 4**

The flute 4 part provides a solid rhythmic foundation for the ensemble. This part should be played with precision and accuracy.

- Focus on maintaining a consistent and steady rhythm.
- Use clear and concise articulations, especially on staccato notes.
- Pay attention to the balance of the ensemble, ensuring that the rhythmic foundation is audible but not overpowering.


### **Performance Suggestions**

Here are some additional suggestions for performing "When the Saints Go Marching In" on the flute quartet:

- Work on ensemble playing skills, such as listening to each other and adjusting your playing accordingly.
- Pay attention to dynamics and articulations, ensuring that the overall sound is balanced and expressive.
- Consider adding embellishments and variations to enhance the performance and showcase your musical creativity.
- Rehearse regularly to achieve a polished and confident performance.
- Have fun and enjoy the experience of performing this beloved tune together!

"When the Saints Go Marching In" is a timeless tune that continues to inspire and uplift audiences worldwide. Its infectious rhythm and uplifting melody make it a perfect choice for flute quartets, providing an opportunity for musicians to showcase their virtuosity and musical expression.

By following the tips and suggestions outlined in this article, you and your flute quartet can deliver a truly captivating and memorable performance of this beloved spiritual. So gather your ensemble, embrace the spirit of the saints, and let the music fill the air with joy and celebration!



## When The Saints Go Marching In - Flute Quartet (parts)

by Maximilien Bachelart

★★★★☆ 4.3 out of 5

Language : English


File size : 6219 KB

Screen Reader: Supported

Print length : 11 pages  
Hardcover : 480 pages  
Item Weight : 1.86 pounds  
Dimensions : 6.14 x 1.06 x 9.21 inches

FREE

DOWNLOAD E-BOOK



## Embark on a Literary Odyssey with "Walking on Water": A Novel that will Captivate Your Soul

Prepare to be swept away by "Walking on Water," a literary masterpiece that will leave an indelible mark on your heart and mind. This poignant and...



## Unlocking Policy Analysis: Dive into the Intricacies of Policymaking in American States

: The Realm of Policy Analysis Policy analysis is a captivating discipline that delves into the complexities of public policy formulation, implementation, and...