


The Dog Owner's Guide to Hip Dysplasia

Hip dysplasia is a common condition in dogs that can cause pain, lameness, and arthritis. It is a condition that affects the hip joint, and it is caused by a malformation of the ball and socket joint. This malformation can cause the hip joint to become unstable, which can lead to pain, lameness, and arthritis.

Hip dysplasia is a genetic condition, which means that it is passed down from parents to offspring. It is more common in certain breeds of dogs, such as German Shepherds, Golden Retrievers, and Labrador Retrievers. However, it can occur in any breed of dog.



Dog Owner's Guide to Hip Dysplasia: Part of the Dog Owner's Guide to Orthopedic Problems Series

by Jean M. Loftus

★★★★☆ 4.8 out of 5

Language : English
File size : 11982 KB
Text-to-Speech : Enabled
Screen Reader : Supported
Enhanced typesetting : Enabled
Print length : 98 pages
Lending : Enabled



The symptoms of hip dysplasia can vary depending on the severity of the condition. Some dogs may only experience mild lameness, while others may be unable to walk. Other symptoms of hip dysplasia can include:

* Pain * Lameness * Stiffness * Difficulty getting up or down * Reluctance to jump or run * Grinding or clicking sound in the hip joint

If you think your dog may have hip dysplasia, it is important to take them to the vet for a diagnosis. The vet will perform a physical examination and may Free Download X-rays to confirm the diagnosis.

There is no cure for hip dysplasia, but there are treatments that can help to manage the condition and improve your dog's quality of life. Treatment options for hip dysplasia can include:


* Weight management * Exercise * Physical therapy * Surgery

Weight management is important for dogs with hip dysplasia because it can help to reduce the amount of stress on the hip joint. Exercise can also be helpful, but it is important to choose activities that are low-impact, such as walking or swimming. Physical therapy can help to improve range of motion and reduce pain. Surgery may be an option for dogs with severe hip dysplasia.

Hip dysplasia is a serious condition, but it can be managed with proper treatment. If you think your dog may have hip dysplasia, it is important to take them to the vet for a diagnosis. Early diagnosis and treatment can help to improve your dog's quality of life and prevent further damage to the hip joint.

Hip dysplasia is a common condition in dogs, but it can be managed with proper treatment. If you think your dog may have hip dysplasia, it is important to take them to the vet for a diagnosis. Early diagnosis and

treatment can help to improve your dog's quality of life and prevent further damage to the hip joint.




Dog Owner's Guide to Hip Dysplasia: Part of the Dog Owner's Guide to Orthopedic Problems Series

by Jean M. Loftus

★★★★☆ 4.8 out of 5

Language : English
File size : 11982 KB
Text-to-Speech : Enabled
Screen Reader : Supported
Enhanced typesetting : Enabled
Print length : 98 pages
Lending : Enabled



Embark on a Literary Odyssey with "Walking on Water": A Novel that will Captivate Your Soul

Prepare to be swept away by "Walking on Water," a literary masterpiece that will leave an indelible mark on your heart and mind. This poignant and...



Unlocking Policy Analysis: Dive into the Intricacies of Policymaking in American States

: The Realm of Policy Analysis Policy analysis is a captivating discipline that delves into the complexities of public policy formulation, implementation, and...